




# PUSAT PENYELAMATAN SATWA TASIKOKI TASIKOKI WILDLIFE RESCUE CENTRE

Jl. Raya Tanjung Merah-Kema, Pimpin Jaga XV Desa Watudambo, Kec. Kauditan, Kab.  
Minahasa Utara; 95372 Sulawesi Utara, INDONESIA

[www.tasikoki.org](http://www.tasikoki.org)

## *Tasikoki Volunteers: Working at Tasikoki*



### The Five Freedoms of Animal welfare

**Freedom from Hunger and Thirst:** Animals must have permanent access to fresh drinking water and diet formulation should reflect the macro and micro nutrient requirements of a given species. Moreover, food should be presented to animals in a manner likely to stimulate natural foraging behaviour.

**Freedom from Discomfort:** Animals must be provided with a captive environment that has species appropriate opportunities for resting, shelter and generally be protected from environmental conditions likely to cause discomfort.

**Freedom from Pain, Injury or Disease:** every effort should be made to prevent animals contracting diseases and becoming injured. Should an animal require medical attention, this must be administered promptly by a suitably qualified person.

**Freedom to Express Normal Behaviour:** Animals should be kept in conditions likely to encourage behaviours observed in wild. Activity budgets of captives should, to some extent, mirror those recorded in the wild. Use of modern enrichment techniques, good enclosure design and appropriate same or other species social grouping can all significantly improve the quality of life of Animals.

**Freedom from Fear and Distress:** keepers must effectively monitor their charges for any indicators of stress. Management practices must minimise or preferably eliminate any sources of fear and distress. Many species of wild Animals greatly benefit from a safe refuge / house / nest box that should be disturbed as little as possible. These Five Freedoms are considered an inspirational standard by Tasikoki Wildlife Rescue and Education centre, all work related to the captive wildlife housed at Tasikoki, is performed by keeping these welfare values in mind.





# PUSAT PENYELAMATAN SATWA TASIKOKI

## TASIKOKI WILDLIFE RESCUE CENTRE

Jl. Raya Tanjung Merah-Kema, Pimpin Jaga XV Desa Watudambo, Kec. Kauditan, Kab.  
Minahasa Utara; 95372 Sulawesi Utara, INDONESIA

[www.tasikoki.org](http://www.tasikoki.org)

### Working with Wildlife

*PPS Tasikoki Wildlife Rescue Centre aims to rehabilitate and provide sanctuary care for endemic and non endemic species saved from the illegal wildlife traffic. We do not expose wildlife to unnecessary human handling as this may interfere with their future release/rehabilitation.*

Especially in cases of wildlife that are hoping to be returned to the wild, the type and level of human interaction needs to be regulated also from the point of view of undesired behavioural influences. In general, it is of more benefit to the animals to provide them with opportunities to socialise with their own species rather than with humans. Human interaction, particularly with wildlife in groups or couples can damage their social structure. In i.e. Gibbons are very jealous primates, which live in monogamous pairs, and macaques receiving attention from outside the group may be victimised by more dominant wildlife as a penalty.

Working with wildlife gets challenging when you are not aware of the way different species perceive human body language and attitude. There are serious risks involved with dealing with wildlife that have sharp claws, sharp teeth and unpredictable instincts to use these at any time.

#### **Be at any time conscious of:**

- Your posture: Remain upright and turn your side to the monkeys. If you need to bend down, do it whilst still turning your side or by bending down your knees.
- Your distance: Keep your distance to all the wildlife. If not needed, remain at least 1m away from the fence of the enclosure.
- The way you act: Do not yell or scream. Always be aware of the wildlife's position in the enclosures. Refrain from interaction, as your attitude or body language can be interpreted differently then intended.

**Adhere to the Hands Off policy and to the code of conduct at all times.**

If in doubt about handling any situation involving wildlife, please ask a member of staff or your volunteer work Coordinator.

For your safety and the safety of the wildlife:

- **Observe the safe-distance policy**
- Be aware of your surroundings: know where you can find keepers, volunteer coordinator, and other staff
- Know the locations of First Aid Kits
- Ensure the volunteers you are teamed up with are working safely and responsibly
- Never work alone
- Never wander off alone around the centre
  - All volunteers and visitors have to be out of the centre by 17:00pm
- Never operate gates after working hours: before 06:00am and after 16:00pm
- Check and double check that all gates and partitions secured at all times
- Report to staff about any enclosures that you notice to be damaged or unsafe
- Keep a safe distance in case of wildlife breakout:
  - Move calmly and securely away, out of eye and earshot
  - Alert keepers, WRC manager, Vet and your volunteer coordinator
  - Remain in the designated area until further instructions

Veterinary staff and wildlife caretakers may be seen to socialise with some of the wildlife for a variety of reasons.

Permanent staff needs to handle wildlife on occasion; generally for medical reasons. Therefore establishing and maintaining bonds with the wildlife is important.

---

**All information is property of Tasikoki Wildlife Rescue and Education Centre**

Creation date: 10 December 2011, Created by Angela D'Alessio, Category Volunteer WLCA, Approved, Revision date 17 October 2014  
Uncontrolled when copied, last printed: 17 October 2014, filename VolunteersWorking-(1) (1).docx



# PUSAT PENYELAMATAN SATWA TASIKOKI

## TASIKOKI WILDLIFE RESCUE CENTRE

Jl. Raya Tanjung Merah-Kema, Pimpin Jaga XV Desa Watudambo, Kec. Kauditan, Kab.  
Minahasa Utara; 95372 Sulawesi Utara, INDONESIA

[www.tasikoki.org](http://www.tasikoki.org)

For transitory volunteers to be involved in this form of wildlife husbandry, health and safety risks are too high to consider relaxing this policy.

**Many rescue centres do not wish to run volunteer schemes, purely based on the risks outlined above. However, if the animal management and volunteer management are both regulated and coordinated with adequate health and safety precautions, then it is possible to have such a scheme as we have at Tasikoki.**

All volunteers offending this policy may be asked to leave the project as considered a safety hazard and threat to the health of the wildlife and potentially to other volunteers.



## Wildlife care activities

### Daily Schedule

|               |   |
|---------------|---|
| 06:00 - 8:00  | Collection of browse, cleaning and morning feed   |
| 08:00 - 9:00  | Breakfast   |
| 09:00 - 11:30 | Preparation of enrichments  |
| 11:30 - 13:00 | Lunch   |
| 13:00 - 16:00 | Afternoon feed, collection of browse, enrichment preparation and hand out<br><b>* Please be present during mealtimes, staff may often use this time to pass on important information.</b> |

The weekly volunteer schedule is displayed on the whiteboard in the Volunteer house.

### New volunteer induction schedule

1<sup>st</sup> week: Birds and Bears – quarantine period – not knowing what you caught on flight and don't want to have it passed on to primates, also the enrichments complexity of enrichment requirements is less so that as beginner

**All information is property of Tasikoki Wildlife Rescue and Education Centre**

Creation date: 10 December 2011, Created by Angela D'Alessio, Category Volunteer WLCA, Approved, Revision date 17 October 2014  
Uncontrolled when copied, last printed: 17 October 2014, filename VolunteersWorking-(1) (1).docx



# PUSAT PENYELAMATAN SATWA TASIKOKI

## TASIKOKI WILDLIFE RESCUE CENTRE

Jl. Raya Tanjung Merah-Kema, Pimpin Jaga XV Desa Watudambo, Kec. Kauditan, Kab.  
Minahasa Utara; 95372 Sulawesi Utara, INDONESIA

[www.tasikoki.org](http://www.tasikoki.org)

you get the chance to get a grip on meaning of enrichment, location and site, natural available resources that will help your fantasy in creating enrichments without the use of processed foods

2<sup>nd</sup> week: Primates – you will get introduced to the primates wildlife care schedule, where the focus lies on browsing and developing more complex enrichments to increase the success in survival for the endemic species upon release

After your first month here, you will have a fair understanding of enrichments and the use of it for the different species, and as you will master the knowledge build up, we might ask you to function as mentor for newly arrived volunteers

**This induction schedule cannot always be guaranteed** as arrivals of volunteers vary, and the choice of having enough team members in each team prevails on the induction schedule for new volunteers.

Once the care activities are well assimilated, you will be scheduled on a two days basis for the same team. As arrivals, stays and departures of volunteers vary, we cannot promise this will always be the case: the choice of having enough team members in each team still prevails on the schedule of two days on one team.

On a rotation basis, you will also be appointed as team responsible: help your newly arrived fellow volunteers in explaining the care activities and reporting any inconsistencies (i.e. broken material, anomalies with the wildlife, the enclosures...).

### Wildlife care activities per team

#### Birds and Bears

- Creating enrichments for the birds in the big aviary and birds in the lower aviaries
- Creating enrichments with the feeding and forest forage for the cassowaries
- Browse and harvest forest fruit and flowers for all birds and for the bears
- Make enrichments, environmental, behavioural for the bears
- Clean and rearrange the bear enclosure



#### Primates

- Browse for all primates
- Make enrichments, environmental, behavioural for all primates: macaques, Orang utan, gibbon, Siamang
- Rearrange Orang utan enclosure

Each team has a specific wildlife care schedule set out. This schedule includes the description and set of chronological actions to perform for each task.

Copies are available for your reference in the Volunteer House, at the Enrichment Room, and in the Volunteer Guide Book.

**Always refer to the documented actions, in case of any deviation, refer to you volunteer work coordinator.**



**All information is property of Tasikoki Wildlife Rescue and Education Centre**

Creation date: 10 December 2011, Created by Angela D'Alessio, Category Volunteer WLCA, Approved, Revision date 17 October 2014  
Uncontrolled when copied, last printed: 17 October 2014, filename VolunteersWorking-(1) (1).docx



# PUSAT PENYELAMATAN SATWA TASIKOKI

## TASIKOKI WILDLIFE RESCUE CENTRE

Jl. Raya Tanjung Merah-Kema, Pimpin Jaga XV Desa Watudambo, Kec. Kauditan, Kab.  
Minahasa Utara; 95372 Sulawesi Utara, INDONESIA

[www.tasikoki.org](http://www.tasikoki.org)

### Feeding, Browsing, Enrichments...


#### Feeding

Food collected from the food house: Fruit and vegetables prepared in baskets for you to take

Different baskets are prepared for the different wildlife care schedules. In case of any doubt, ask your volunteer work coordinator if you collected the correct basket.

Feeding time happens twice a day: make sure you **double check on the wildlife care schedule** when exactly you have to collect the basket from the food house.

All baskets are always returned to the food house, where they are washed by the person responsible for the food provision, and are made ready for the next day.



#### Browsing

Vegetation handpicked on site

In the wild, animals constantly interact with plants for nourishment and entertainment. Volunteers simulate this experience by providing browse to the captive wildlife twice a day.

Browse plants include:

**All information is property of Tasikoki Wildlife Rescue and Education Centre**

Creation date: 10 December 2011, Created by Angela D'Alessio, Category Volunteer WLCA, Approved, Revision date 17 October 2014  
Uncontrolled when copied, last printed: 17 October 2014, filename VolunteersWorking-(1) (1).docx



# PUSAT PENYELAMATAN SATWA TASIKOKI

## TASIKOKI WILDLIFE RESCUE CENTRE

Jl. Raya Tanjung Merah-Kema, Pimpin Jaga XV Desa Watudambo, Kec. Kauditan, Kab.  
Minahasa Utara; 95372 Sulawesi Utara, INDONESIA

[www.tasikoki.org](http://www.tasikoki.org)

Hibiscus flowers, bamboo, vines, ketapang, and many more

A general overview of the vegetation listed up until now can be found in the draft version of the Browse catalogue

**In general, what type of browse is needed for the different species?**

### Birds

- Parrots: grass with seeds, buds and flowers
- Lories: forest fruits, flowers

### Primates

- Macaques: grasses with juicy stems and leaves, buds, flowers, branches with juicy bark and leaves
- Gibbons: young fresh leaves, flowers, forest fruit
- Siamang: young fresh leaves, flowers, forest fruit
- Orang-utan: grasses and plants with juicy stems, flowers, forest fruit, big , soft, clean bending branches with leaves for nesting

**Bears** logs full of termites, coconut trunk, banana trunk...

**Kuskus** young fresh leaves, flowers, forest fruit



## Enrichments

Often enrichments are considered to be simply toys and feeders.

At Tasikoki we understand enrichments as being methods for caretakers to address concerns about the captive wildlife's behaviour, physical and psychological welfare.

Our Enrichment framework:

- Moves beyond determination of what can be "added to" an animal's existing exhibit that is meant to "enhance" its environment
- Looks at the animal's entire captive environment and, using the species' behavioural and biological needs, re-thinks the housing and feeding
- Is pro-active, creates specific goals and develops ways to measure how well these goals are attained
- Adopts the Five Freedoms of Animal Welfare

We stimulate and welcome suggestions for new enrichments: with a well defined framework and guidelines, volunteers can carry out implementation and observation activities of the enrichments during their daily wildlife care program. In this way we can guarantee that the enrichments used for our wildlife are tested, applied effectively and approved by management.

No new enrichments are introduced without proper recording and approval from management.

In case of doubts whether to use certain enrichment or not, always refer to your volunteer work coordinator.

**All information is property of Tasikoki Wildlife Rescue and Education Centre**

*Creation date: 10 December 2011, Created by Angela D'Alessio, Category Volunteer WLCA, Approved, Revision date 17 October 2014  
Uncontrolled when copied, last printed: 17 October 2014, filename VolunteersWorking-(1) (1).docx*



# PUSAT PENYELAMATAN SATWA TASIKOKI

## TASIKOKI WILDLIFE RESCUE CENTRE

Jl. Raya Tanjung Merah-Kema, Pimpin Jaga XV Desa Watudambo, Kec. Kauditan, Kab.  
Minahasa Utara; 95372 Sulawesi Utara, INDONESIA

[www.tasikoki.org](http://www.tasikoki.org)



### During the daily activities

While performing the daily activities it is important to observe the captive wildlife: you might notice abnormal behaviour and that should be reported to your volunteer coordinator, clinic staff and WRC manager.

Keep an eye on:

- **Food:** Sick wildlife usually stops eating. Observe food is chewed on and swallowed
- **Water:** Observe carefully to see how often an animal drinks. Make sure it is swallowing water, and make sure to refill where there is none. There should be access to drinking water at all times. In case drinking water is missing for species that are not scheduled in the volunteer programme, inform one of the caretakers and your volunteer coordinator.
- **Movement:** Observe if all limbs move naturally
- **Skin and hair:** Healthy animals have smooth, shiny hair. Look for itchy skin, red patches and hair loss. Birds should have smooth and shiny feathers
- **Wounds:** Observe carefully for skin anomalies: sometimes wounds are not easy to spot because covered by a scab or because hair is matted over it. Maggots can get into a small wound and cause a larger wound under the skin.
- **Faeces:** Observe for unusual colour, smell or consistency
- **Behaviour:** Healthy animals are lively and alert. They notice what is going on around them. Report any behaviour that might indicate sickness: unusually laying down, uninterested, excess salivation..

Any of these observations have to be addressed to your volunteer coordinator, clinic team and the WRC manager.



# PUSAT PENYELAMATAN SATWA TASIKOKI

## TASIKOKI WILDLIFE RESCUE CENTRE

Jl. Raya Tanjung Merah-Kema, Pimpin Jaga XV Desa Watudambo, Kec. Kauditan, Kab.  
Minahasa Utara; 95372 Sulawesi Utara, INDONESIA

[www.tasikoki.org](http://www.tasikoki.org)



**All information is property of Tasikoki Wildlife Rescue and Education Centre**

Creation date: 10 December 2011, Created by Angela D'Alessio, Category Volunteer WLCA, Approved, Revision date 17 October 2014  
Uncontrolled when copied, last printed: 17 October 2014, filename VolunteersWorking-(1) (1).docx